




Il Campo[®]

1-800-UNILOCK | UNILOCK.COM

UNILOCK[®]
PAVERS & WALLS



DARK CHARCOAL



GRANITE BLEND



LIGHT GREY **NEW**



SANDSTONE

PRODUCT ATTRIBUTES

Visual Appearance	The detailed look that is striking and inviting at the same time, and unlike any other paver you can buy.
Finish	Created with technology that is exclusive to Unilock, the etched lines on the surface of Il Campo make it a richly detailed, striking choice for virtually any application.

PRODUCT SPECIFICATIONS



4 x 8 x 2 3/4"
100 x 200 x 70mm
DARK CHARCOAL ONLY



7 x 14 x 3 1/8"
180 x 360 x 80mm
DARK CHARCOAL ONLY



8 x 16 x 2 3/4"
200 x 400 x 70mm
ALL COLOURS


EDGE DETAILS



WAVED EDGE


LAYING PATTERNS

IL CAMPO A




IL CAMPO A
100% 4x12

IL CAMPO B



IL CAMPO B
100% 4x12

IL CAMPO C



IL CAMPO C
100% 4x12

RECOMMENDED SAND



Gator G2 MAXX Sand

- | Setting time - 15 mins
- | Sets above 32° F/ 0° C
- | Can be applied if rain is expected (min. 1 hr)
- | Dust free and haze free
- | Requires only one watering
- | Four colours: Beige, Grey, Black and Ivory

Coverage:

Colour	Narrow Joints	Wide Joints
Beige, Grey, Ivory 50lb. bag	65-85 sqft	22-42 sqft
Black 50lb. bag	58-76 sqft	20-38 sqft

RECOMMENDED SEALER



Gator Natural Look Sealer

- | Water-based
- | Zero gloss finish
- | Multi purpose
- | Rain safe after 24 hours

Coverage:

Size	Area
3.78 L / 1 U.S. gal.	175 sqft
18.9 L. / 5.28 U.S. gal.	875 sqft

TECHNICAL INFORMATION

ASTM C 936 Standard Specifications for Solid Concrete Interlocking Paving Units

Conforms to:

- C140 for Absorption 5% avg - 7% max
- Compressive Strength > 7,200 PSI avg.
- C67 for Freeze-thaw Durability
- C418 for Abrasion Durability
- Dimensional Accuracy **+/- 3mm**

Test results available upon request

Meets the U.S. Architectural & Transportation Barrier Compliance Board Slip-Resistance Surfaces Advisory Guidelines

TECHNICAL ADVANTAGES

ENDURACOLOR

Refined surface and long-lasting colour

DRIVE FRIENDLY

Can handle vehicular loads

Ask about our base stabilization system

BRUSHED FINISH

Graphically interesting etched lines

PRODUCT DATA

Stones & Bundling	Unit	SqFt Per				Per Bundle		Soldier LnFt Per			Sailor LnFt per			Units Per			Lbs Per		
	Thickness	Bundle	Layer	Section	Stone	Layers	Sections	Unit	Layer	Bundle	Unit	Layer	Bundle	SqFt	Section	Bundle	Layer	Section	Bundle
100mm - Georgetown Manufacturing; 70mm Pickering Manufacturing																			
4" x 8"	2¾" (70mm)	94.40	11.80		0.22	8	-	0.67	-	141.8	0.33	-	283.6	4.57	-	432	377	-	3,021
7" x 14"	3 1/8" (80mm)	73.24	10.46		0.70	7	-	0.85	-	62.01	1.69	-	124.02	1.43	-	105	382.85	-	2,679.98
8" x 16"	2¾" (70mm)	82.67	10.33		0.461	8	-	0.76	-	62.99	1.52	-	125.98	1.16	-	96	343.29	-	2,746.30

Notes: Il Campo is sold in full bundles only on a refundable skid. All measurements are nominal. **Important: A urethane rubber mat must be used to prevent scuffing.** Contact your Unilock Territory Manager or call 1-800-UNILOCK for further information. *For custom options, please contact your Unilock Territory Manager.

APPLICATIONS



Pedestrian



Residential Vehicular



Commercial Vehicular



Borders and Accents



Roof Decks



*Wall pairing suggestion- U-CARA™ Wall or Lineo™ Dimensional Stone

*Paver Maintenance Tips:

- Equip plow scrapers and blades with shoes or high-density plastic blades to reduce the risk of damaging paver joints and the surface
- Only apply min. amount of de-icing salts necessary to melt the snow and ice. Remove excess salt after ice melts
- Regular cleaning routine should include sweeping or blowing loose debris from the pavement surface, and less frequently, deep cleaning with cleaning products and/or water
- Unilock pavers do not require sealing, however, some people choose to do so for aesthetic purposes

*Things to know:

Efflorescence is a naturally occurring calcium salt that can sometimes appear on the surface of concrete and clay products. Efflorescence does not affect the structural integrity of concrete, it is a purely aesthetic issue that typically disappears with no further intervention after a season of rainfall. If desired, the process can be accelerated by washing the surface with an Efflorescence Remover.